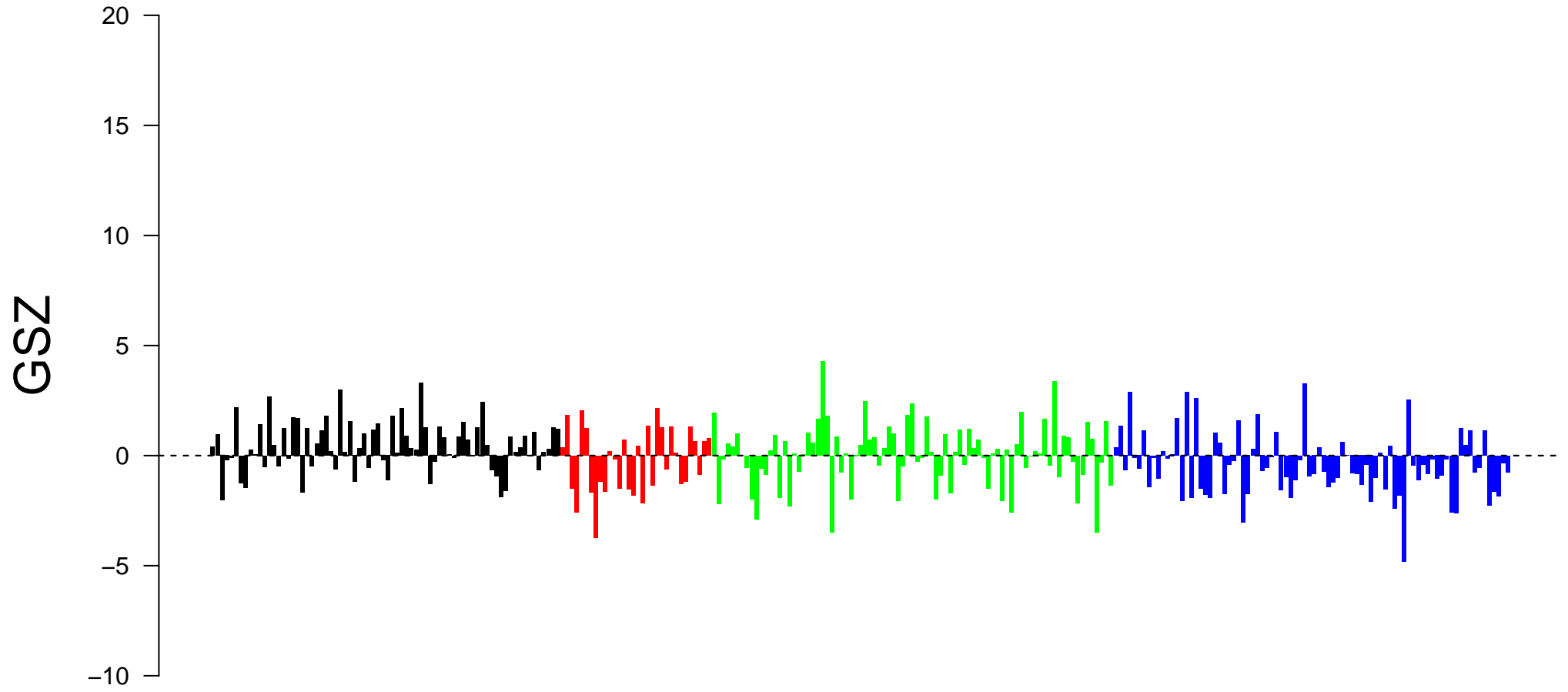
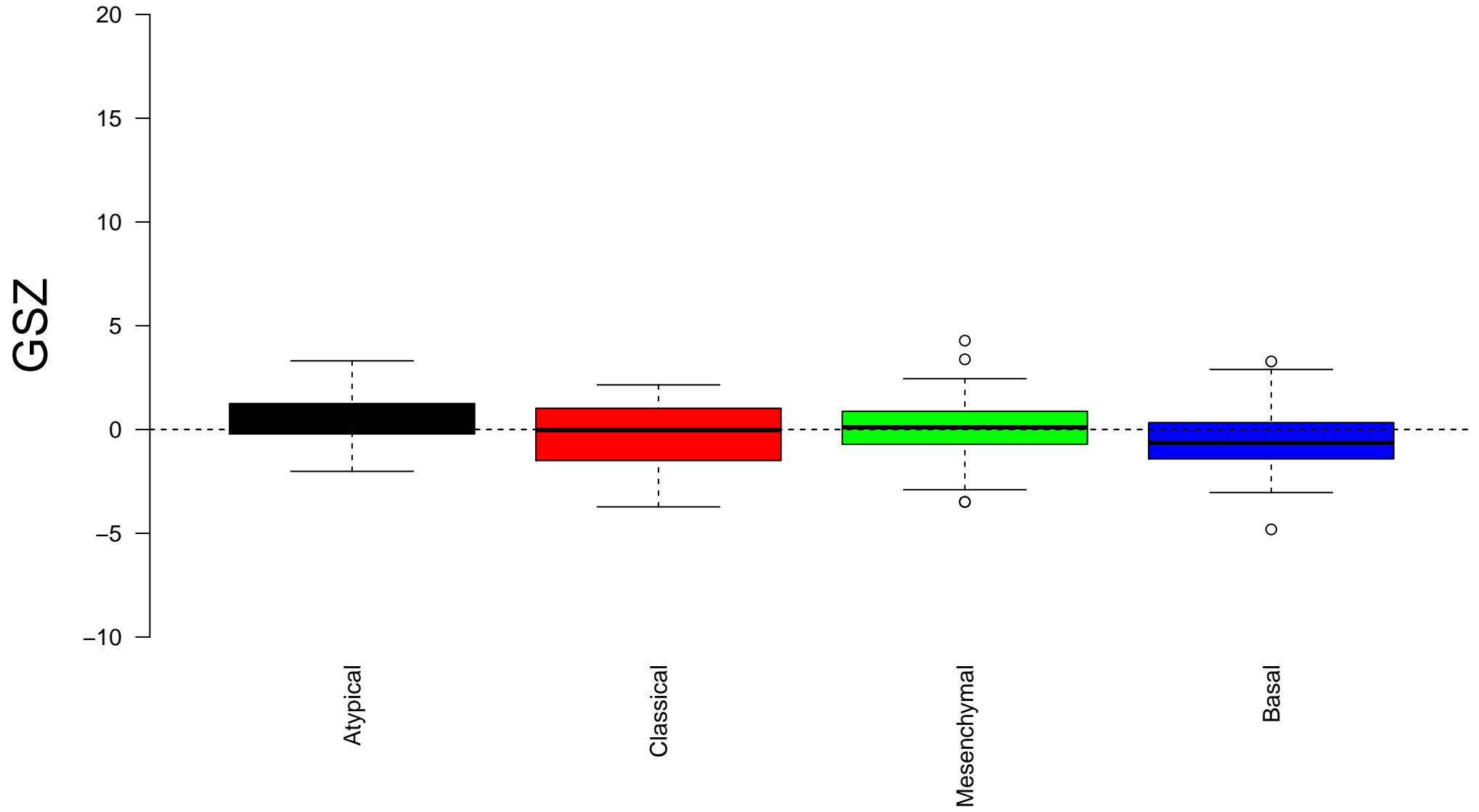


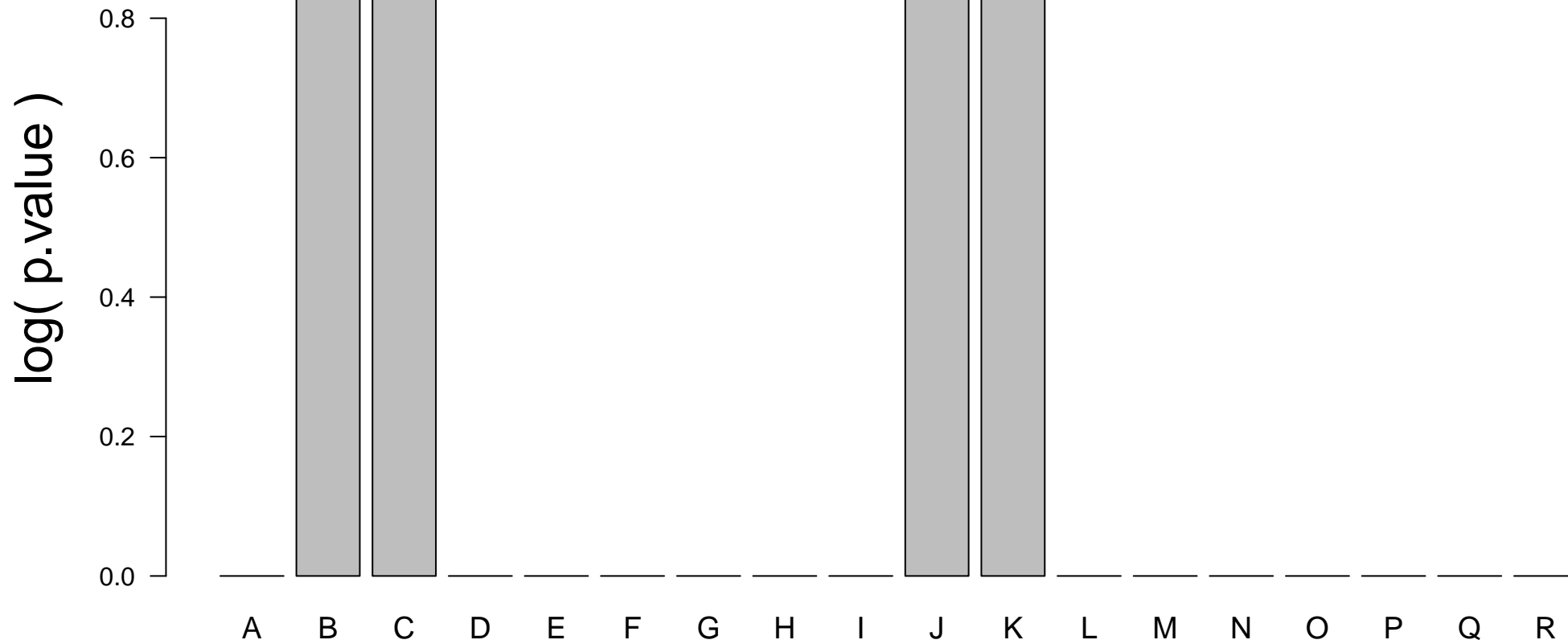
NIKOLSKY_BREAST_CANCER_12Q24_AMPLICON



NIKOLSKY_BREAST_CANCER_12Q24_AMPLICON



Enrichment in spots: NIKOLSKY_BREAST_CANCER_12Q24_AMPLICON



Expression of NIKOLSKY_BREAST_CANCER_12Q24_AMPLICON in Spot A

Δe


1.0

0.5

0.0

-0.5

-1.0



Expression of NIKOLSKY_BREAST_CANCER_12Q24_AMPLICON in Spot B

Δe

1.0

0.5

0.0

-0.5

-1.0



Expression of NIKOLSKY_BREAST_CANCER_12Q24_AMPLICON in Spot C

Δe


1.0

0.5

0.0

-0.5

-1.0



Expression of NIKOLSKY_BREAST_CANCER_12Q24_AMPLICON in Spot D

Δe


1.0

0.5

0.0

-0.5

-1.0



Expression of NIKOLSKY_BREAST_CANCER_12Q24_AMPLICON in Spot E

Δe


1.0

0.5

0.0

-0.5

-1.0



Expression of NIKOLSKY_BREAST_CANCER_12Q24_AMPLICON in Spot F

Δe


1.0

0.5


0.0

-0.5


-1.0



Expression of NIKOLSKY_BREAST_CANCER_12Q24_AMPLICON in Spot G



Expression of NIKOLSKY_BREAST_CANCER_12Q24_AMPLICON in Spot H



Expression of NIKOLSKY_BREAST_CANCER_12Q24_AMPLICON in Spot I

Δe


1.0

0.5

0.0

-0.5

-1.0



Expression of NIKOLSKY_BREAST_CANCER_12Q24_AMPLICON in Spot J

Δe

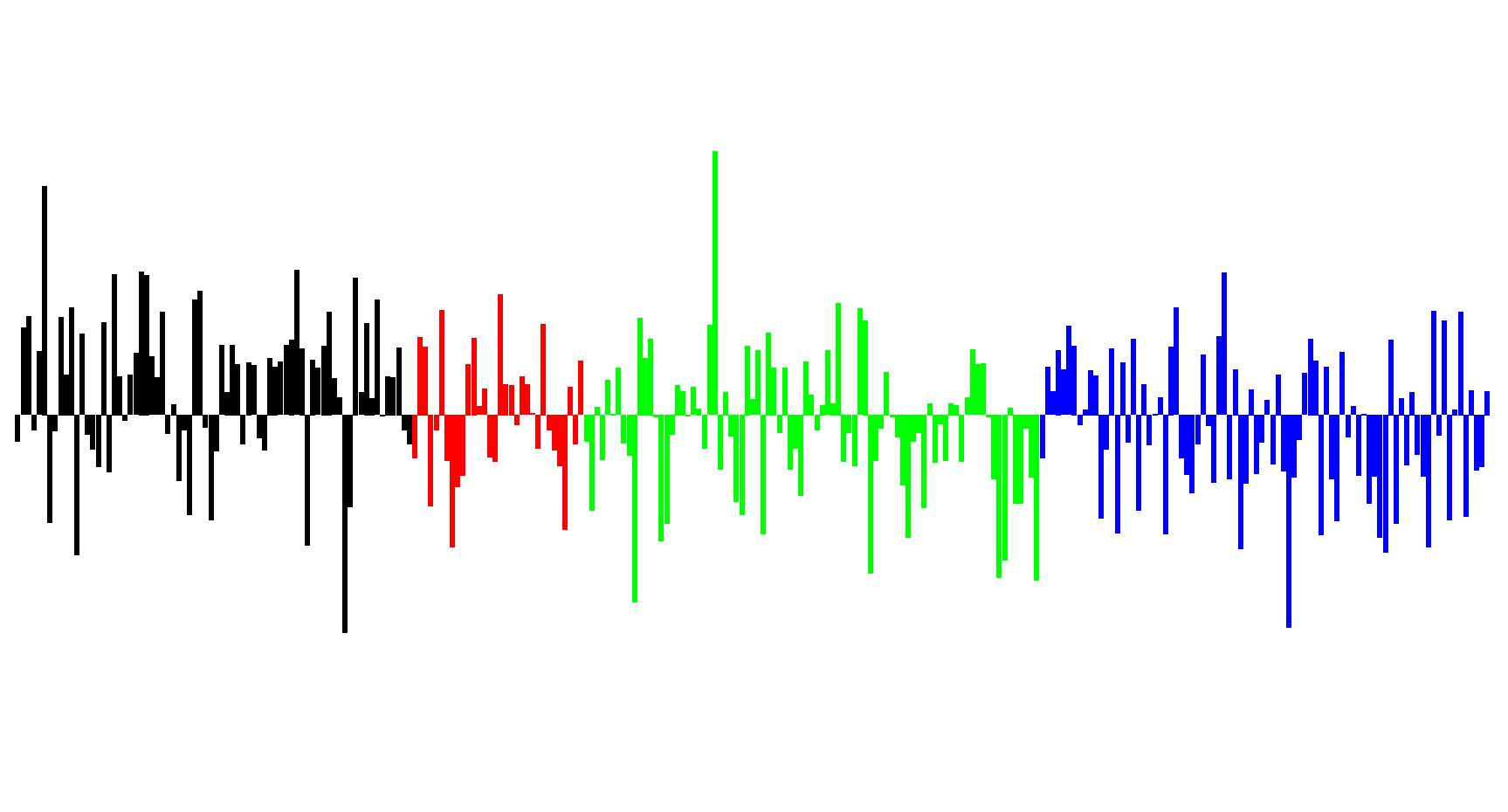

1.0

0.5

0.0

-0.5

-1.0



Expression of NIKOLSKY_BREAST_CANCER_12Q24_AMPLICON in Spot K

Δe

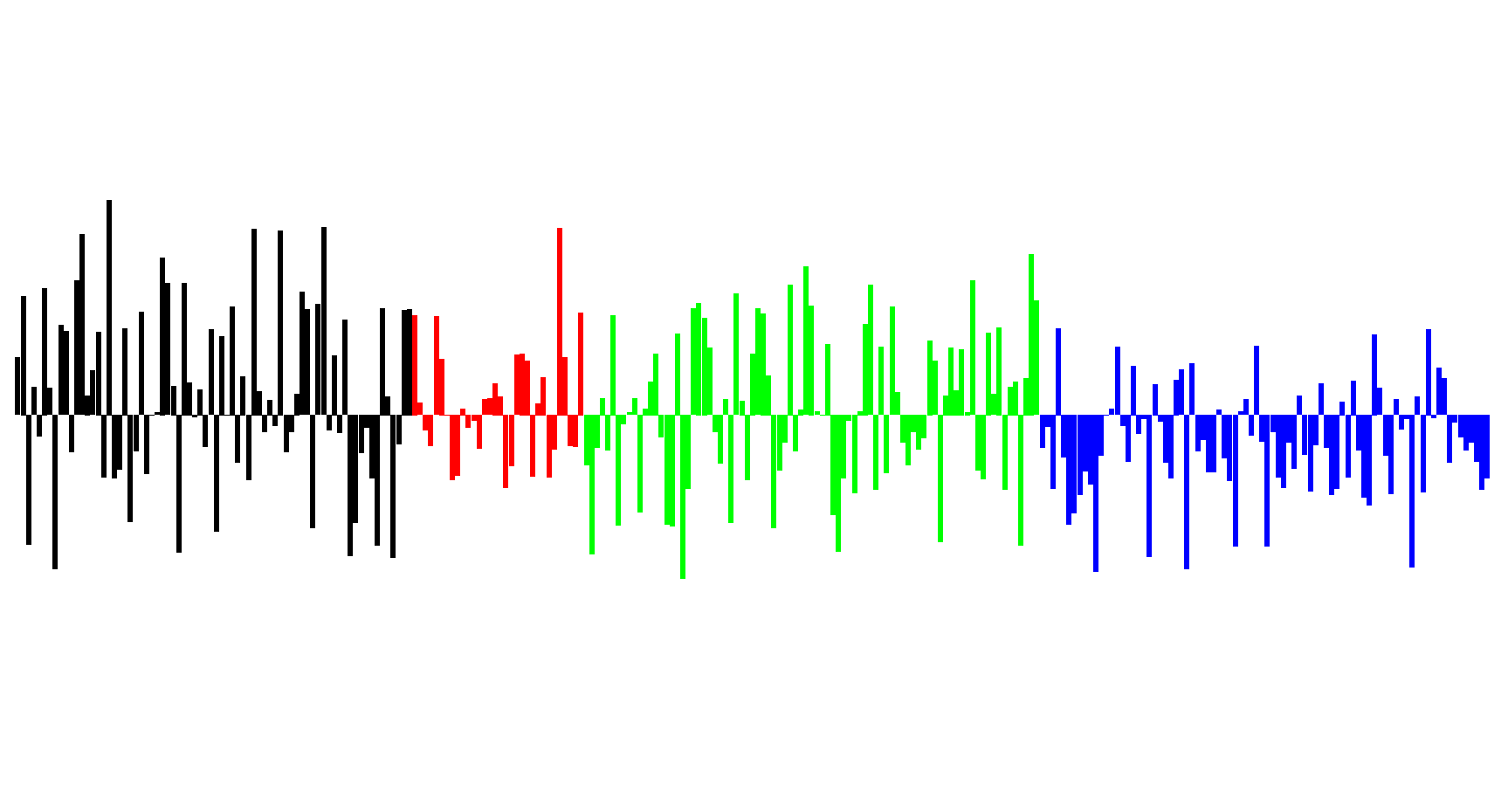

1.0

0.5

0.0

-0.5

-1.0



Expression of NIKOLSKY_BREAST_CANCER_12Q24_AMPLICON in Spot L

Δe


1.0

0.5


0.0

-0.5


-1.0




Expression of NIKOLSKY_BREAST_CANCER_12Q24_AMPLICON in Spot M




Expression of NIKOLSKY_BREAST_CANCER_12Q24_AMPLICON in Spot N




Expression of NIKOLSKY_BREAST_CANCER_12Q24_AMPLICON in Spot O



Expression of NIKOLSKY_BREAST_CANCER_12Q24_AMPLICON in Spot P



Expression of NIKOLSKY_BREAST_CANCER_12Q24_AMPLICON in Spot Q



Expression of NIKOLSKY_BREAST_CANCER_12Q24_AMPLICON in Spot R

Δe

1.0

0.5

0.0

-0.5

-1.0

